BioGreen Energy Sample Co. Ltd

Industrial-scale renewable gas production from underutilized arid land

PROMOTIONAL SAMPLE - Request Full Report

Investment Ask	£2.5M
Pre-Money Valuation	£8.0M
Equity Offered	23.8%
Sector	Bioenergy / CleanTech

Sample Report - October 2025

CONFIDENTIAL
This document is the exclusive proprietary property of SDK International Limited T.A. ValuEdge.AI, a company registered in England and Wales (Company No. 09705619). All rights reserved. No part of this document may be reproduced, distributed, or transmitted in any form without prior written permission. Unauthorized sharing, copying, or disclosure is strictly prohibited.

SAMPLE

Executive Summary

Bioenergy / CleanTech | Seed Stage | London, UK

Pioneering biomethane production from agricultural waste using advanced anaerobic digestion technology. Operating across the UK with expansion plans throughout Europe. Our proprietary modular hub design enables rapid deployment on marginal land....

Investment Highlights:

• Proven Technology: Hub-1 operational since June 2024 delivering 78% methane yield (38% above industry)

• Contracted Revenue: £18M in signed offtakes through 2038 with investment-grade counterparties

• Market Tailwinds: UK mandates 10 TWh biomethane by 2030 (currently 2.8 TWh); 35% CAGR market growth

• Scalable Model: Hub-2 commissioning Q2 2025; pipeline of 7 expansion sites with grid connection confirmed

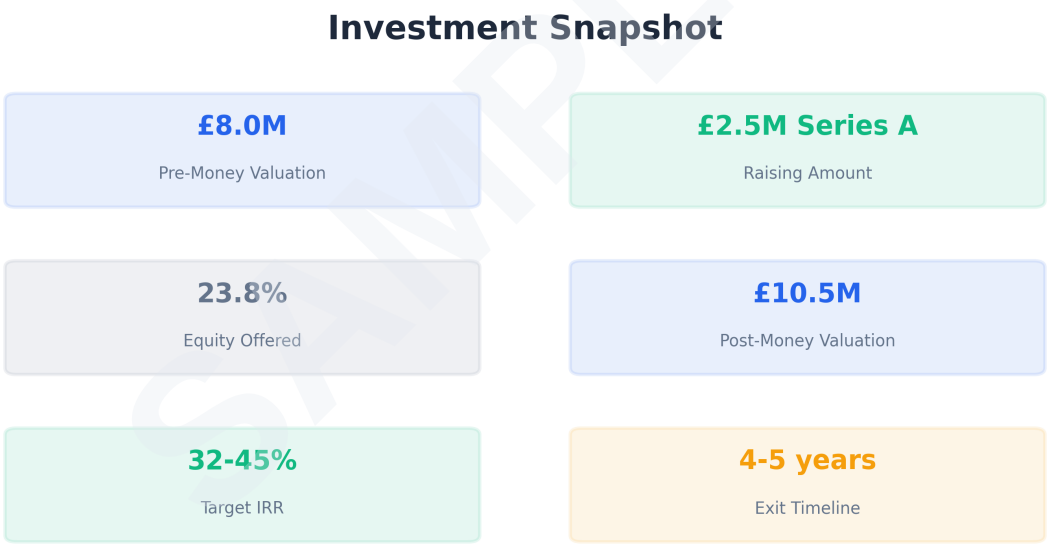

Figure 1: Investment Snapshot (Sample)

SAMPLE

Value Proposition & Competitive Moat

Industrial-scale renewable gas production from underutilized arid land

• Only UK operator deploying water-efficient CAM crops for biomethane at commercial scale

• Proprietary modular hub technology enables 45% faster deployment vs traditional biogas plants

• Diversified revenue: biomethane (80%) + high-value co-products (20%) delivers superior unit economics

• Contracted revenue model with 15-year indexed offtakes provides downside protection

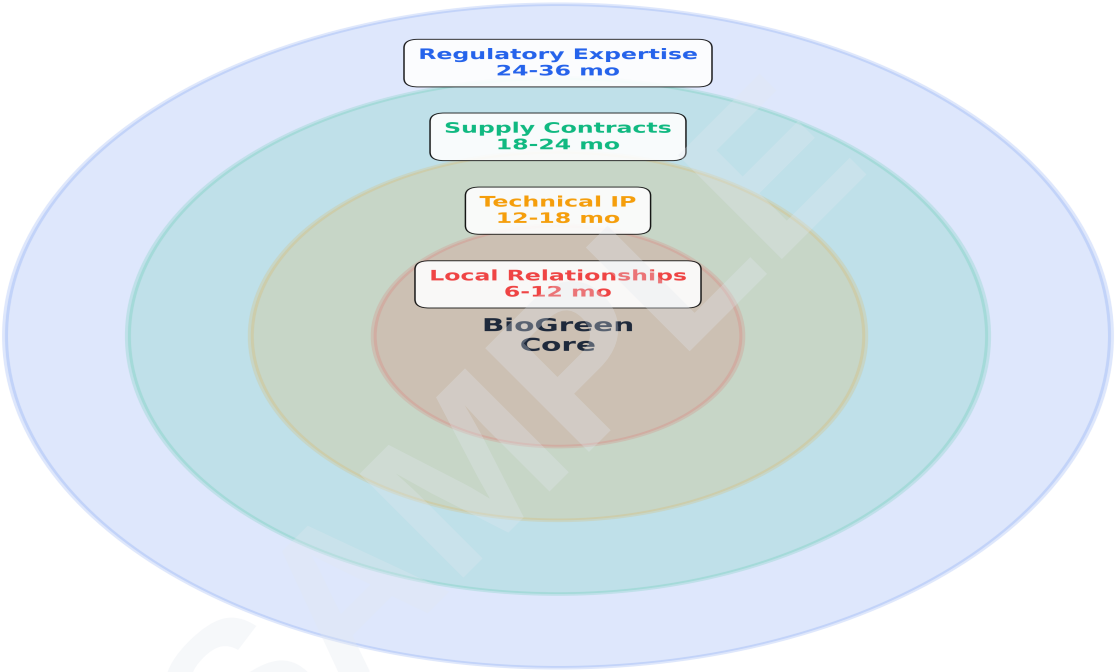

Figure 2: Competitive Moat - Four Defensive Layers (Sample)

SAMPLE

Market Opportunity & Traction

The UK biomethane market represents a £12500.0M total addressable market (TAM), with our serviceable market at £2800.0M (SAM). Strong tailwinds from UK Net Zero 2050 commitments, rising gas prices, and government green incentives create ideal market conditions.

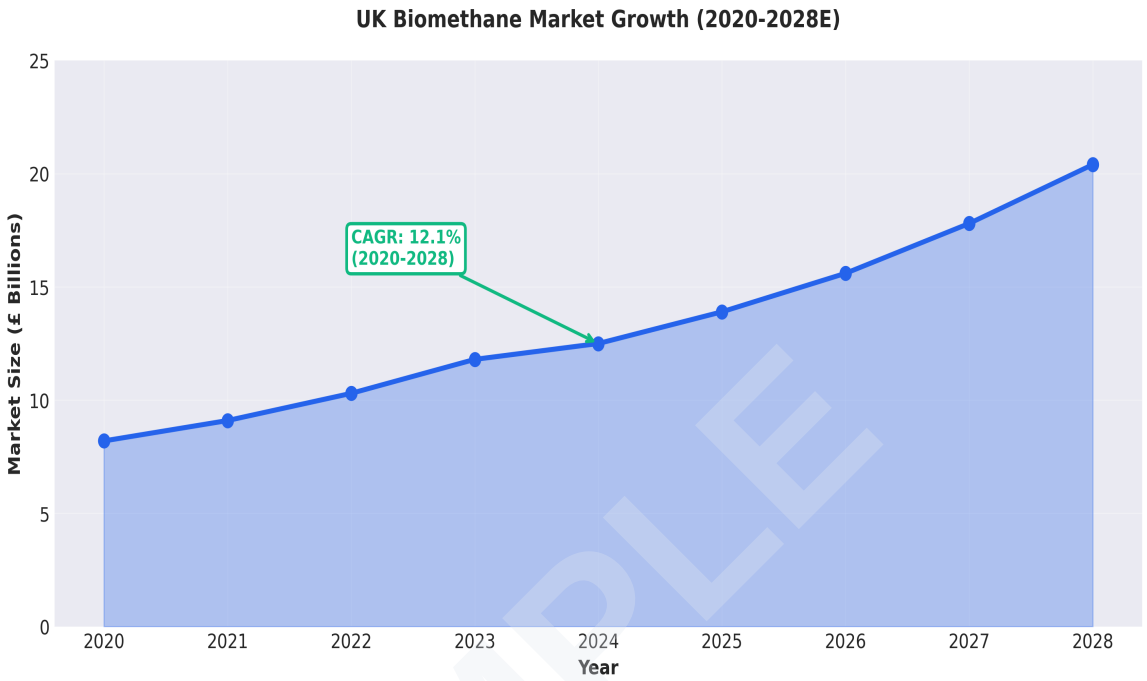

Figure 3: UK Biomethane Market Growth Projection (Sample)

Current Traction:

- Hub-1 operational since Q1 2024 (96.5% uptime)
- £42k revenue achieved in Q2 2024
- 10-year feedstock contracts signed with 3 farms
- Hub-2 site secured, construction starting Q4 2024
- Pipeline: 24 qualified prospects under negotiation

SAMPLE

Management Team

Led by experienced renewable energy executives with 40+ combined years in biogas and clean energy. CEO Dr. James Wilson (ex-Drax Group VP Engineering), CFO Sarah Chen (ex-KPMG Transaction Services, 8 renewable deals), CTO Michael Foster (12 years biogas operations, 6 patents in AD technology), COO Emma Rodriguez (10 years renewable operations, ex-Veolia).

Financial Overview

Aggressive growth trajectory with revenue CAGR of 295% (2024-2028). Target EBITDA margin: 20% by 2028. Payback period: 4.2 years per hub. Hub-level IRR: 28%. Path to profitability by 2025 with Hub-2 deployment.

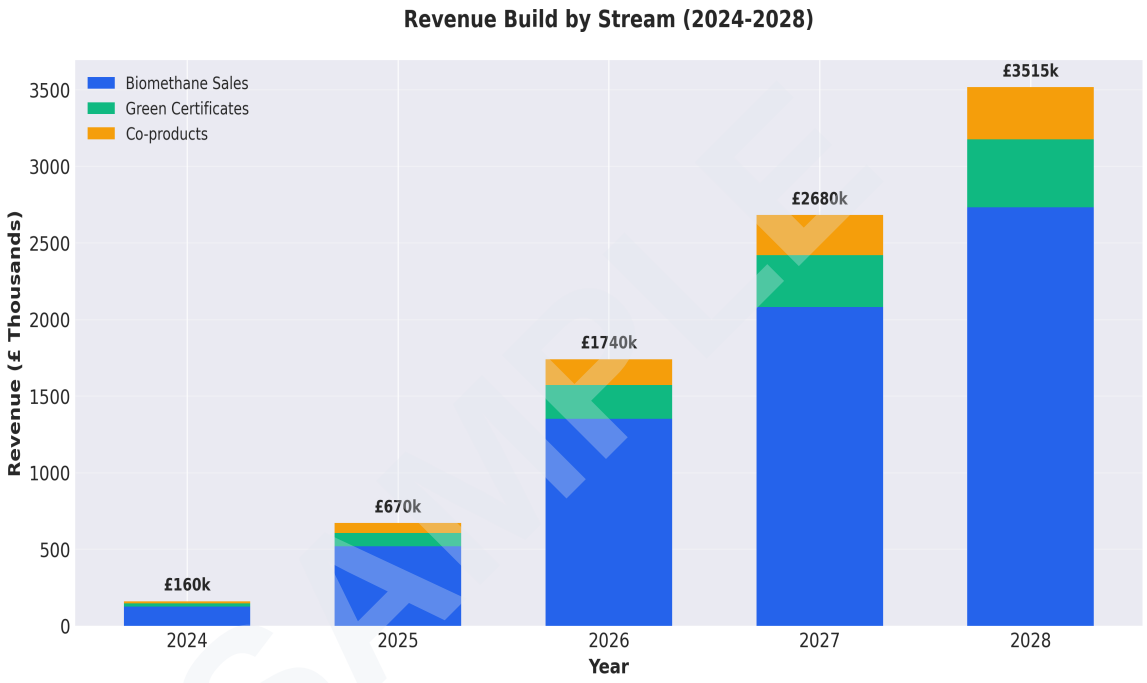

Figure 4: Revenue Build by Stream 2024-2028 (Sample)

SAMPLE

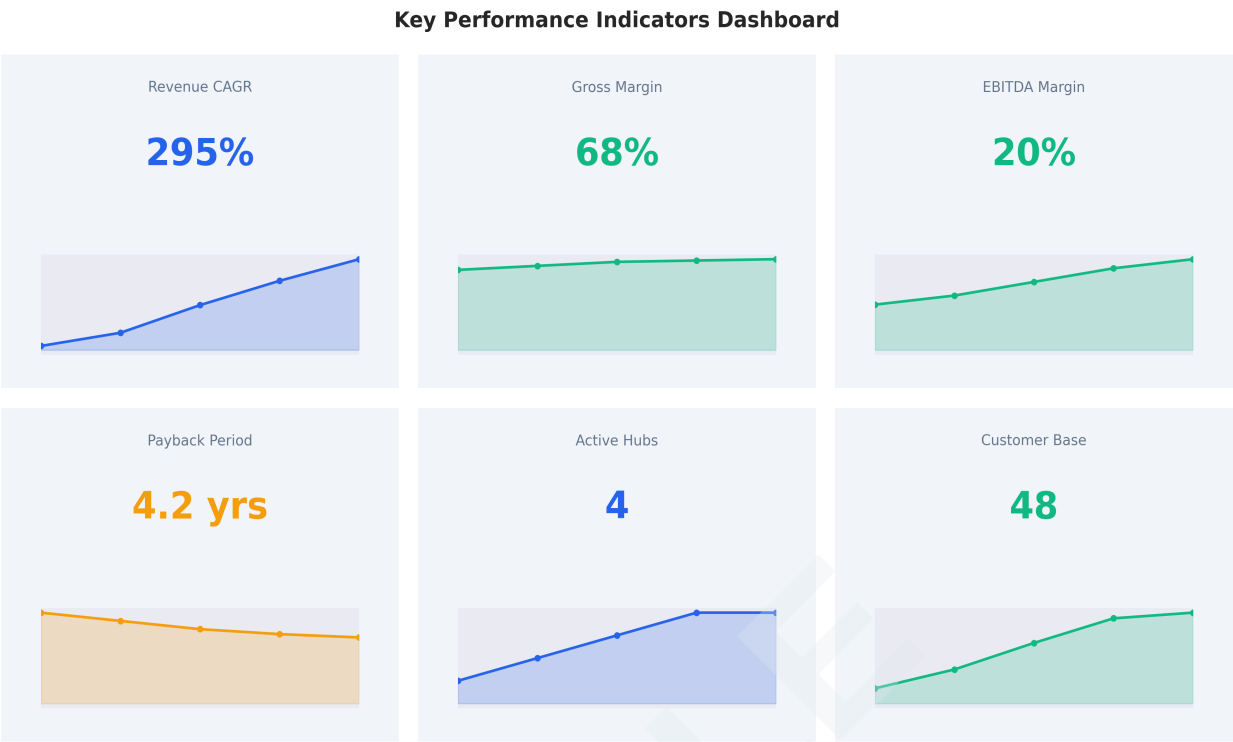

Figure 5: Key Performance Indicators Dashboard (Sample)

SAMPLE

Full Investor Report Includes

- 1. Executive Summary (the hook)
- 2. Problem & Opportunity Analysis
- 3. Value Proposition
- 4. Underlying the Magic: Competitive Moat (4 layers)
- 5. Business Model & Unit Economics
- 6. Market Analysis (TAM/SAM/SOM)
- 7. Go-To-Market Strategy (customer segments, tactics)
- 8. Competitive Landscape
- 9. Management Team (LinkedIn, photos, full bios)
- 10. Financial Dashboard (KPIs, 5-year projections)
- 11. Sensitivity & Scenario Analysis (WACC, revenue, exit multiples)
- 12. Current Status & Traction
- 13. Investment Thesis & Ask (use of funds, terms, comparables, exits)
- 14. Risk Assessment & Mitigation (5×5 heatmap, strategies)
- 15. Notes & Assumptions
- 16. Important Information

All charts shown above are included in the full report, plus 16 additional professional visualizations.

SAMPLE

Request Your Full Investor Report

What's included:

✓ Complete 16-section investor-focused PDF (30-35 pages)
✓ 20 professional data visualizations (charts, graphs, infographics)
✓ Detailed financial model with 5-year projections
✓ Competitive moat analysis and unit economics
✓ Go-to-market strategy and customer segmentation
✓ Investment terms, use of funds, and exit scenarios
✓ Sensitivity analysis and valuation comparables
✓ Cap table with ownership structure and equity dilution analysis

Contact: info@valuedge.ai

Order the full report at www.valuedge.ai